



PATCH OF NEWS

May/June 2026



Patty Greening

In This Issue:

Page:

- 1-May program & Workshop
- 2-September Program
- 3-President's Message
- 4-Secretary Report
- 5-Quilter2Quilter
- 6-Block of the Month
- 7-Bees, Class Completion Parade
- 8-Neotatal, Hospise
- 9-Quilts of Valor, Vendor
- 10-Summer Event, Membership
- 11-AQS
- 12-Wisc. Bus Trip, Quilts of the Grand
- 13-WMQG Workshop Sign-up 2026
- 14-WMQG Membership Form

Patty is a certified instructor for **Sallie Tomato**

Patty has over 30 years of sewing experience and 20 years as a public school educator. She loves teaching new sewists about quilting, bag making, and home decor.

Patty will be teaching the Mia bag which is a novice level so great for beginner bag sewers. Their website currently shows a sale on the kit for \$37.50 as of 11/23/25. Check it out and join the fun class.



Workshop - Wednesday, May 27, 9am - 4pm
\$60/Member or \$70/Non-Member
Calvary Christian Reformed Church

CLASSES

STILL TO COME IN 2026

September 23
Rona the Ribbitor
Photos to Fabric
 RonatheRibbitor.com

November 17
Claudia Squio
Claudia is designing a surprise project just for WMQG!
 ColorWayArt.com



September Speaker

I'm Rona! I'm an author, pattern designer, teacher and Vlogger with a passion to see and experience all that life (and quilting) has to offer. Using travel to stitch life's grand quilt one adventure at a time!

Lecture *How to Choose Fabric:*
September 22 General Meeting

You have a new pattern that you can't wait to start. But, the fabrics are no longer in print. Which fabrics do you choose? In this 1 Hour lecture, I'll walk you through my "Fabric Pyramid" to showcase the different types of fabric designs, hues, shades, color families and teach you how to pull them all together for a stunning and well balanced quilt!

Workshop *Photos to Quilts*


Workshop - Wednesday, September 23, 9am - 4pm
\$60/Member or \$70/Non-Member
Calvary Christian Reformed Church

Do you love to take photos when you travel? Have you ever thought those photos would look great as a quilt!? In this brand new 6 hour workshop*, you'll learn how to turn your favorite travel photos into quilts!

We'll explore:

How to choose the best photos
How to get your photo design onto the fabric
How to choose the best fabrics for your photo quilt
And finally, How to cut, layer and stitch it all down!

*There is a \$15 Kit Fee required.
Sign up at the MAY meeting or July Event



Ronatheribbitor.com

President's Message

Norma Shaarda
email: prezofwmqg@gmail.com

Sewing is my Respite - That is what I think of when I get a chance to sit at my sewing machine. It may be just minutes, an hour or a whole day that allows me to focus, change fabric squares into something new and exciting and travel to new horizons through a great book on tape.

AND I also think about WMQG members who I have heard from this past month. We have had illnesses, surgeries, deaths and difficult financial situations. It is wonderful how our WMQG family is stepping in to help out those in need. I recently found a great drop off place. The Buist Community Center recently helped families living in an apartment complex that burned. They invited all tenants to come in to pick up everything they had in the household room and it was cleaned out. I went home, cleaned out pots, pans, sheets, towels, TV and made more trips. And, after some spring cleaning I had some donations for our upcoming Q2Q sale. These are good things that take us away from our sewing. We all have locations we use for gifting throughout the West Michigan area - what a great thing!



What does this have to do with WMQG and the word Respite. I see our members caring and sharing their resources all the time. I go to a Featherweight sew day and after being challenged with my machine; Penny comes over and has me up and running again in no time. I go to a Saturday Sew-In Day and have the best lunch (through no work on my part) by Janet. She has talents with food prep that are amazing. I listen at the board meeting and hear that QOV has another presentation date scheduled; I hear all the excitement the Quilt on the Grand is doing to get ready for our show next April. Louisa and Kathy are again planning our fun July Event. This list could go on and on. I sure you get the picture.

I'm a sewer and when all our daily plans require our time; we begin to think and plan for that time when we can sit at our machines and take **Respite**. I have my sewing area in the lower level of the house but realized that I could take advantage of sewing near the main living area. So, for one project I have moved my machine to the far end of the dining room table and whenever I have a minute or hour, I sit down and take that Respite from doing all those daily chores. **Like all of you and me; sewing is our Respite. Make a change, find your next project and move it closer to your family and/or move closer to other sewing friends and community. Read about all the activities happening in this newsletter, find something that looks like you would enjoy, join in and meet new people and have fun.**

FAKE NEWS: FAKE NEWS: FAKE NEWS: FAKE NEWS: FAKE NEWS:

Dear _____

How are you? I hope you're doing well.

I'm reaching out to ask for your help with our Guild's pledge to support women veterans.

We (WMQG) need some gift cards to donate to local women veterans in convalescent care.

I am currently out of town and unable to manage this personally, but I know I can count on your help. I would greatly appreciate your assistance with this. I will personally handle the reimbursement of the expense.

Please let me know your thoughts. Thank you! Sincerely, Norma Shaarda WMQG Prersident

Please note this is SPAM - do not open and do not respond. Norma

Secretary Report

3-24-2026 WMQG General Membership Meeting Minutes

Norma Shaarda began our meeting with announcements and the recent activities of our guild. Our new email server is MailerLite.

Quilter 2 Quilter committee was receiving donations at this meeting.

The vendor was Fireside Quilts, owner Laura Boogard announced she will open a store space in Coopersville this summer.

A Thank You to our new library volunteers, Robin Darling, Kathleen Haase, and Debbie Lobert. The library display is set up behind the sanctuary adjacent to the west door.

Kathy Hill showed a quilt for Quilts of Valor. Her committee is making up kits to distribute and sew, there is a pattern to use on our guild website.

The AQS Challenge exhibit Fantastical Fish was displaying sixteen entry quilts. Eight of them were chosen by two judges unrelated to our guild. These eight will be submitted to AQS for the August show.

Nancy Roelfsema described the plans for Quilts on the Grand at Calvary Church in 2027. Many volunteers are needed. She would like someone to work with her as shadow to lead the future show. The quilt entries chair needs a shadow volunteer too. Others needed: special exhibits volunteer, live demo volunteers, need sewn items for our boutique (this will be described in a Facebook memo), and we need more raffle quilts. Committee meeting is the second Tuesday monthly at 6 pm.

NICU received 180 quilt donations. They will hold a cutting meeting April 13 10-3 at Adasana Brewery.

Featherweight bee will be at the Wyoming fire barn April 18 and May 16. Then they will be at Calvary CRC church in June with a cost of \$10 per person.

The Wisconsin Quilt Show bus tour is confirmed with room for more attendees, see Nancy's earlier information given and send in your registration.

Claudia Baker reminded us that a minimum of 15 attendees are needed to hold a class. She introduced our teacher/speaker Carol Wilhoit with her presentation Hexagons: Six Sides, One Angle, and Oh So Many Possibilities. www.carolquilts.com @carolquilts123 Email Carolquilts123@gmail.com Carol explained and showed us photos of the many designs based on the hexagon. She explained some geometry involved and described historical techniques, patterns and current ones for creating quilts and various sewn and three dimensional items. Wednesday is her class English Paper Piecing by Machine.

The evening finished with Show & Tell and raffle drawings. The Block Party was the heart block. We had three sets to give to three winners.

Submitted by the secretary Michelle Bausch.



Q2Q Sale

June 12
8 AM to 5 PM

June 13
8 AM to 3 PM

Best yarn shop deals in town. We have yarn for weaving, 100# wool and every kind of novelty yarn you could want



New Location
drop off's accepted
at the May meeting

One sale per year will be held at Calvary CRC (where our meetings are) in their gym. This sale date has been set for Fri., and Sat., June 12 and 13, 2026. Donation collection at the church is Wed. and Thurs., June 10 and 11.

Elaine Binder is the our coordinator with Diane Hethrington. They are NOW accepting donations for the sale. Call for pick-up is Elaine (616-450-1345) or Diane (320-267-0602) -and donations can be delivered to the church on June 10 and 11 from 8 AM to 5 PM. If you want to drop of donations at the May meeting, please let Elaine know ahead of this meeting.
Elaine Binder, Chair

Block Party May 2026

Corner Star Segments 10.5"

By Rebecca Klanderman

Color Scheme

Star segment in white. Background in purple.



Cutting Instructions:

White: One 5" square, One 4" square

Purple: One 5" square, One 4" square, One 4" x 11" strip, One 4" x 7.5" strip

1. Draw a diagonal line on the back of the white 5" square from corner to corner.
2. Align the two 5" squares with right sides together, and sew $\frac{1}{4}$ " away from the drawn line on each side
3. Cut along the drawn line. This will give you two half square triangle units. Press them open.
4. Trim the two half square triangles to 4" squares, being sure to keep the seam going directly from corner to corner (picture 2).
5. Lay out the pieces of your block as shown in picture number 3.
6. Sew your white 4" square to your first half square triangle, being sure to keep the orientation from your layout, with a white side being sewn to the white square. Do the same for your second half square triangle and your purple 4" square, sewing a white side to the purple square. Press each unit open (picture 4).
7. Attach your two new units from the last step together, paying attention to orientation. Press open. This should give you a new 7.5" square unit.
8. Add the 4" x 7.5" strip to the bottom of your new unit, paying attention to orientation. Press open (picture 5).
9. Add your 4" by 11" strip to the right side of your new unit. Press open (picture 6).
10. Trim as needed. Your final block should be 11" square, and will finish at 10.5" in a quilt.

Note: This is the full block to turn in for block party. You can arrange four of these blocks together to form a star from the white elements, but that is not the only way to arrange them!




References and Inspiration:

<https://www.stoffart-design.com/blog/how-to-make-half-square-triangles-2-at-a-time>

<https://gothamquilts.com/blogs/news/9-patch-block-math>

<https://littlefabricshop.com/products/star-pop-ii-quilt-pattern-quilty-love>



Looking Ahead to WMQG 2026 Dates

We meet on the Fourth Tuesday of the Odd Months unless noted below.
2026 Guild Meeting Dates are:

May 26, 2026

July 28, 2026 Summer Event (Open to ALL)

September 22, 2026

November 17, 2026 (changed due to Thanksgiving)



are you attending a quilting bee?



MAKE FRIENDS, LEARN FROM OTHERS, CATCH UP ON PROJECTS

Beekeeper = We currently have 20 open bees in the Guild. Open bees have been updated on the website. Please visit the website to find the bee that's right for you!

Penny McNicholas, Beekeeper Chair

**Bring in your last years class completion to the May meeting.
Check in at the Program Desk to get your raffle ticket(s).
Take your project with you to be presented right after our lecture.**


**2025 Class Completion Parade
will be held at the May 26th Meeting**



January 2025 –
Quilt as you go –
with
Kristin Echols

**Top prize is a free 2027 membership
with many more prizes**

**This parade will be held after the speaker
and before the break**




March 2026 –
Legit Kit with Dana Altman

May 2025 – Map it with
Valerie Goodwin



Sept. 2025 –
Shannon Brinkley
scrappy applique



Nov. 2025
Fabric Art with
Susan Kruszyński

**All class projects must be complete –
that means quilted and bound**

Neonatal Quilt News



We had a very successful cut-in a couple of weeks ago. Seven ladies participated and we were able to cut 25 kits. Two of the ladies were not even members of the guild (yet), but saw our Facebook post and decided to join us.

The new venue worked out well and we want to thank David Sawyer and Adesanya Brewery for allowing us to use the space.

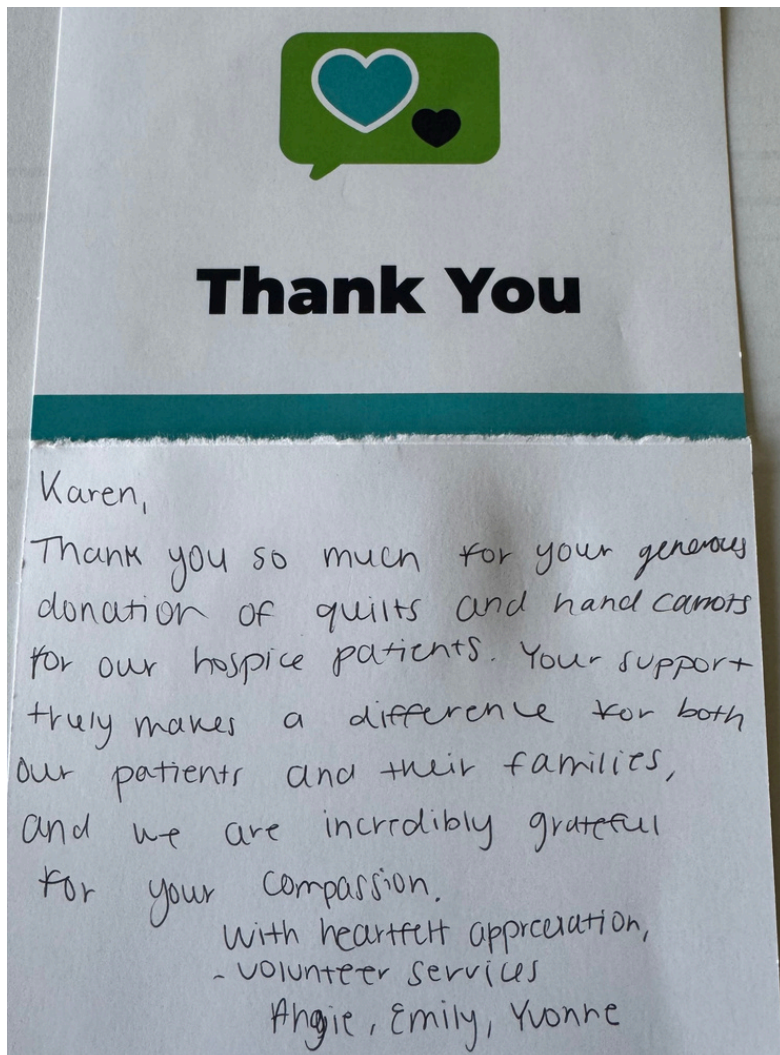
Keep working on the beautiful quilts! We really love seeing all the thoughtfulness, skill, and love that you put into them.

As always, feel free to reach out to any of us in the committee with questions. Thank you again to each of you who help to assure that each baby in the NICU goes home with a quilt.

Julie Urbancik- 616-560-8864, j.urbancik@comcast.net

Mary Redick- 616-890-7948, mlredick@sbcglobal.net

Sue Botma- 616-633-6462, grndbotma@comcast.net



Awesome!

**Thank You To
Everyone that
Donated to
Hospice!**



Quilts of Valor



We are planning on a ceremony soon. We will have some bundles of patriotic fabric to make into a quilt at the meeting. We will follow up with those of you who have a bundle from last meeting. If you have a quilt top done, please bring it to the May meeting.

Thank you,
Kathy Hill and Brenda Long
616-862-8613
Kathyhill52@yahoo.com

MAY VENDOR



Ash & Elm
QUILTERY

Store Hours

Thursday - Sunday: 11am - 4pm

Monday - Wednesday: By Appointment Only

Phone: (616) 315-0005

Visit us in Eastown at 1501 Lake Dr SE, Grand Rapids, MI 49506


Welcome to Ash & Elm Quiltery!

We are dedicated to nurturing the art of quilting. Founded in 2025, our journey began with a simple vision: to provide quilters of all skill levels with high-quality supplies that inspire creativity.

At Ash & Elm Quiltery, we pride ourselves on curating a selection of beautifully designed fabrics and thoughtful quilting resources. We understand the joy that comes from transforming fabric into something beautiful, and we're here to support you every step of the way.

We believe that quilting is more than just a hobby; it's a way to express yourself and connect with others. Whether you're a seasoned quilter or just starting out, we're excited to be part of your creative journey. Join us as we explore the world of quilting together, and let's bring your visions to life!

Be sure to stop by their booth at the May meeting!



Bring a friend to our July Event, on Tuesday, July 28

Doors open at 5 p m to browse the garage sale (bring cash!) explore our charity tables, and sign up for membership for the 26-27 year.

Dinner starts at 6 PM. This year the guild will provide Sloppy Joe and veggie burgers. If your last name begins with please bring:

A-H a package of hamburg buns
I -P. a side dish (chips, veggies/dip)
Q-Z. a dessert

Water will be provided.

If you would like to rent a table for the garage sale, the cost is \$10. Please email or text Karen Lawrence: karenlawrence8493@gmail.com or 616-443-7258.

If you would like to participate in our left-right game please bring a \$5 wrapped gift. This will start at 7 pm.

Bring a quilter - your mom, sister, sister in law, nieces, and friends, neighbors....
anyone interested in quilting - for a great night of fun!

Membership

We are now at 245 members!

As of now, we have 245 members. Our new membership year begins in September and the Summer Event is the best time to sign up. We, are excited for all the good things ahead in 2027, so don't miss out. Let's see if we can bring our membership to 300 for the 2026-2027 year! Feel free to invite your friends and neighbors to check out the WMQG—new members receive a free gift when they sign up.

Guest fee: \$10

Annual membership: \$40


And when you arrive, please stop by the membership table to confirm your email address and pick up your membership card. We want to make sure we stay connected and keep you in the loop!

Julie Urbancik, Membership Chair

NOTE:
our membership fee will remain at
\$40.00 for the 2026-2027 year.



2026 AQS Guild Challenge: THEME: "Fantastical Fish & Their Habitats"

The quilts from our fabulous quilt artist have been entered for the show. We should be hearing soon if we are in 

Thank you all for entering your great work, and congratulations to those eight women who got their quilts in for the challenge: Joan Huffman, Joy Lamphere, Sharon Brandner, Nina Riddle, Colleen Tacoma, Bonnie Liden, Deborah Lobert, and Nancy McCormick - great job!!!

We will announce our next challenge theme at the July Event.

Nancy Roelfsema





**Alliant Energy Center
Madison Wisconsin
Sept 10-12, 2026
Thurs & Fri: 9 am to 6 pm
Sat: 9 am to 5 pm**

Great Wisconsin Quilt Show Bus Excursion

I have been to the Wisconsin quilt show two times now, and it is a really good show. Tons of vendors, many I have never seen at other big shows, and more than we generally have at the AQS Grand Rapids show. There are lots of classes, sit-down lectures, demos on the show floor, and lots of quilts to see.

Having seen this show, it would be a fun show for us to take a bus to with my quilting friends!

The show takes place September 10-12, 2026, in Madison, Wisconsin. The plan is that we would take an Expedition Travel bus that holds 54 people, including luggage. We would leave early in the afternoon on Wednesday, September 9th. Stay in a nearby hotel for two nights so that we can attend the show all day Thursday and 1/2 the day on Friday. Most of their classes are 1/2 day classes so you would have time to take a class or a lecture, show and see the show.

We are making plans and need to know how many of us would be interested in joining. Are you?

If so, please send me an email at QuiltingWithNancy@Gmail.com, and I will compile a list.

Are you all as excited about this as I am!

Nancy Roelfsema



Quilts on the Grand 2027

We are having some great meetings planning our next Quilts on the Grand quilt show to be held April 9 and 10, 2027.

If you are interested in being part of the planning, just let Nancy Roelfsema know QuiltingWithNancy@Gmail.com

Nancy Roelfsema

Newsletter Articles, Photos, Events, etc.

If you have information to share with WMQG such as event photos, Bee news, upcoming quilting events that members might want to know about, etc. please email them to Elaine Dhuyvetter at elainecd52@gmail.com and cc Norma Shaarda at prezofwmqg@gmail.com.

We ask that the information be **submitted by the 25th** of each EVEN MONTH (The month before our guild meets). THANK YOU!

2026 WMQG WORKSHOP SIGN UP

Quilter's Name _____

Phone # _____

Email Address _____

Mailing Address _____

Check One: WMQG Guild Member ___ Non-Member _____

INSTRUCTIONS: 1) Fill out form and select workshop options, 2) Write separate checks for each class made out to WMQG for the amount due, 3) Turn in the form and check at the guild meeting or mail to Claudia Baker 1845 64th ST SW, Byron Center, MI 49315. Checks will not be cashed until the day of the class.

Date & Time	Location	Leader	Description	Fee	Sign Up Member/Non - Member
January 28 9-4	Calvary CRC	Lisa Ruble Quiltzest.com	Intro to Improv Piecing	Member \$60 Non-member \$70	___\$60 /\$70
March 25 9-4	Calvary CRC	Carol Whilhoit Carolquilts.com	English Paper Piecing by Machine	Member \$60 Non-member \$70	___\$60 /\$70
May 27 9-4	Calvary CRC	Patty Greening SallieTomato.com	Sallie Tomato Mia Bag	Member \$60 Non-member \$70	___\$60 /\$70
September 23 9-4	Calvary CRC	Rona the Ribbitor Ronatheribbitor.com	Photos to Fabric	Member \$60 Non-member \$70	___\$60 /\$70
November 17 9-4	Calvary CRC	Claudia Squio colorwayarts.com	???Designing something special just for WMQG!	Member \$60 Non-member \$70	___\$60 /\$70
				Total Due	

Class Cancellation Policy

Class students are encourage to sign up with a check. This guarantees their place in the class and this check is not cashed until the day of the class. Currently we do not have an online platform for registering online, but we are working on getting that established. When it is available, all members will be notified. Students have until 30 days prior to the class to cancel and receive their money back. After 30 days only medical emergencies are given consideration for return of their funds.



**West Michigan Quilters' Guild
 Membership Form
 A Membership Year is September 1st
 through August 31st**

Yearly Dee is \$40.00

Date: _____

Name: _____

Street Address: _____

City: _____ State _____ Zip _____

Home Phone: _____ Cell Phone: _____

Email ___ Please Print _____

t

A list of the board and committee members will be provided through a Newsletter in January of each year.

Please check one: New Member _____ Renewal Member _____ I am interested in

the following areas and am willing to volunteer (circle)

Beekeeper

Finance/Budget

Membership Committee

Program Committee

AQS Quilt Show

Santa Claus Dolls

Block Party

Historian

Publicity

Website

Summer Event

Pine Rest Quilts

Board of Directors

Library Committee

Nominating Committee

Newsletter/Publications

NICU

I belong to the following organizations: (circle)

AQS - American Quilters' Society MQN - Michigan Quilt Network

IQA - International Quilting Assoc. SAQA - Studio Art Quilt Associates

AQSG - American Quilt Study Group MQG - Modern Quilt Guild

Treasure Use

Amount Paid: _____ Date received: _____

Cash

Check

Credit Card

Membership use

Membership card received: _____

Database updated: _____

(Revised 11/25)